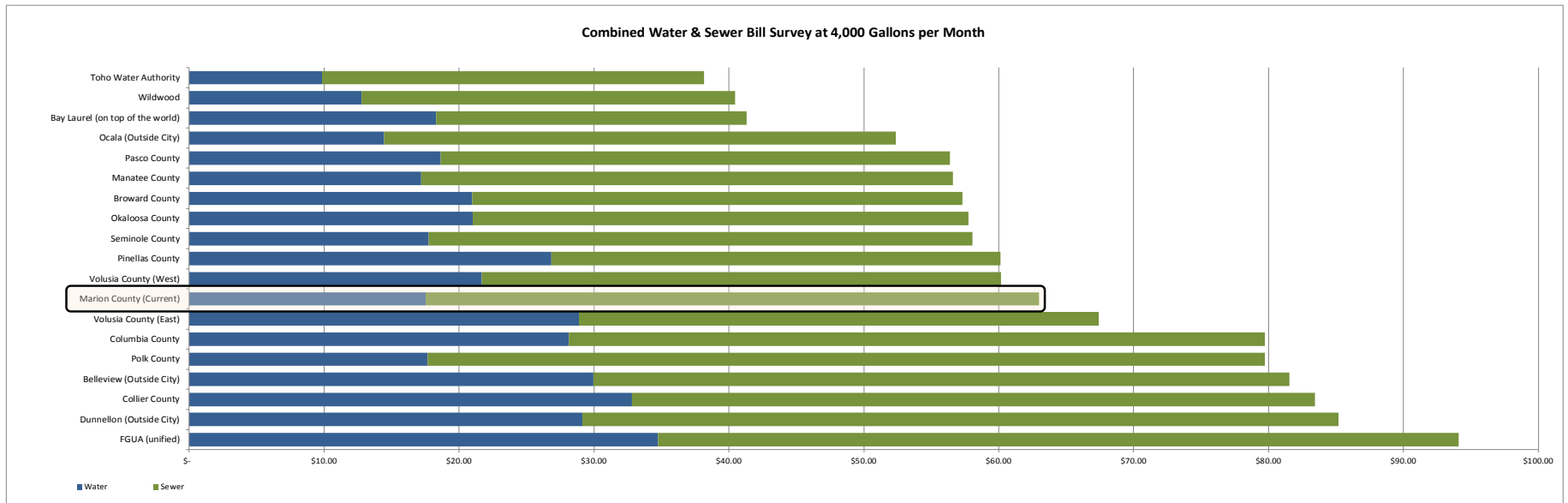


Marion County, FL

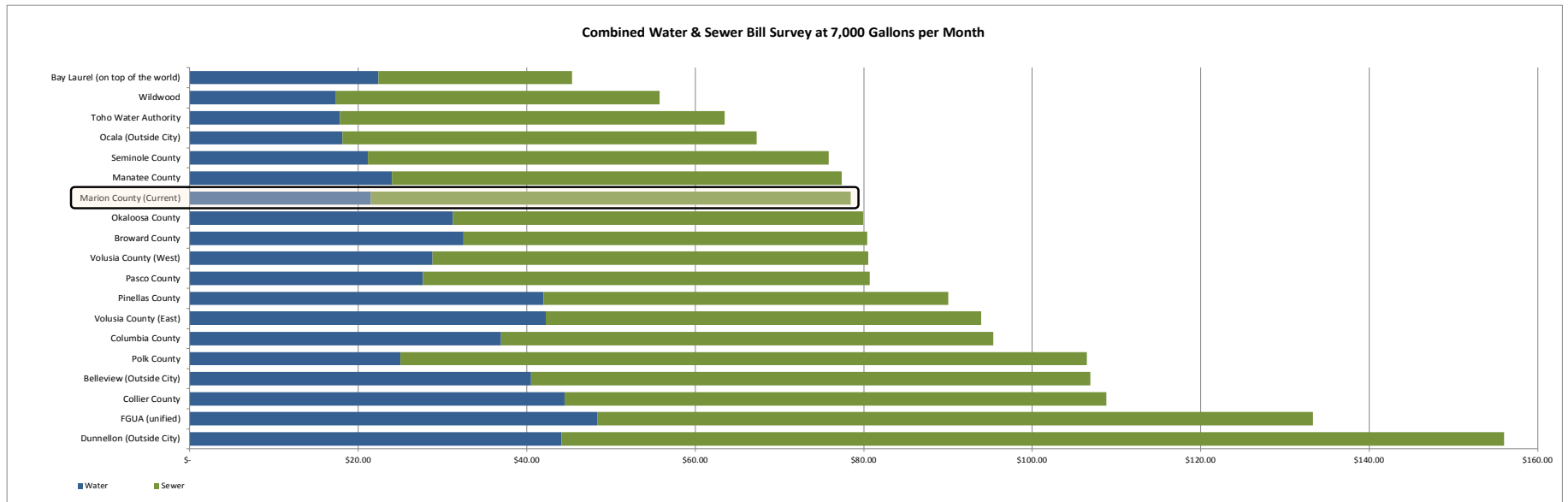
# FY 2017 Utility Revenue Sufficiency Analysis

Final Report  
June 16, 2017

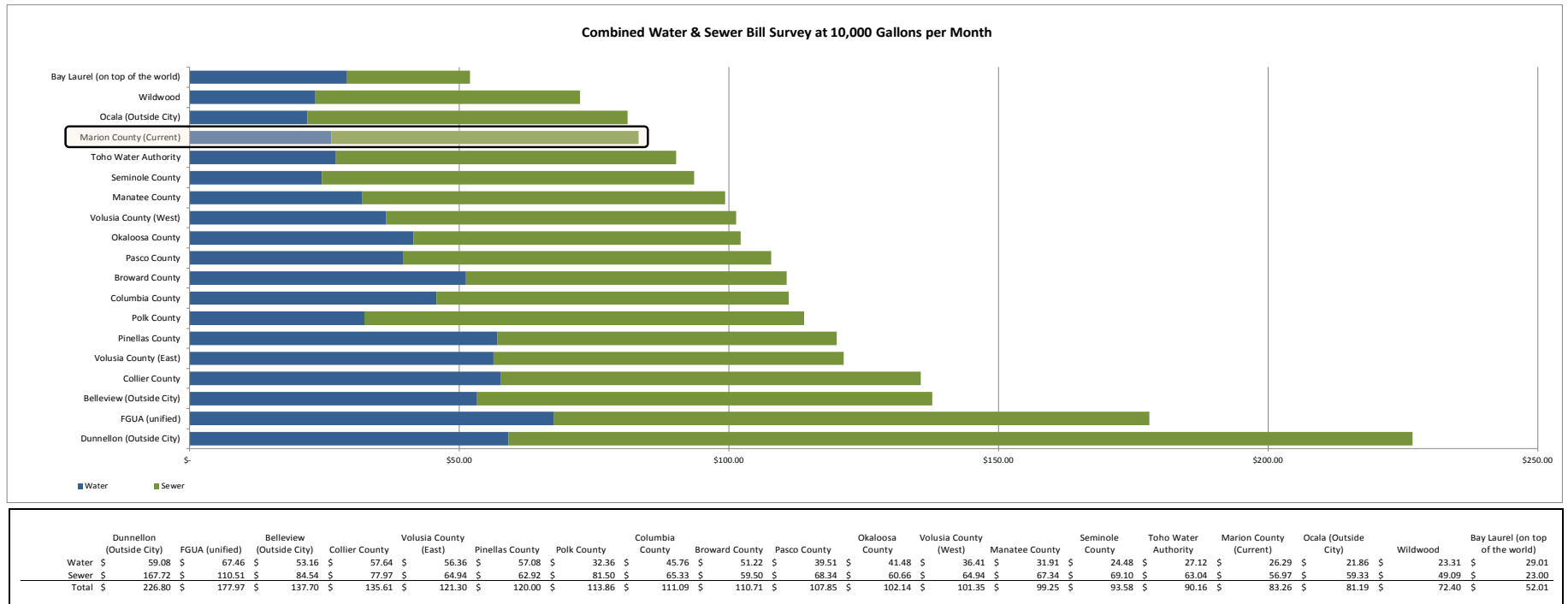


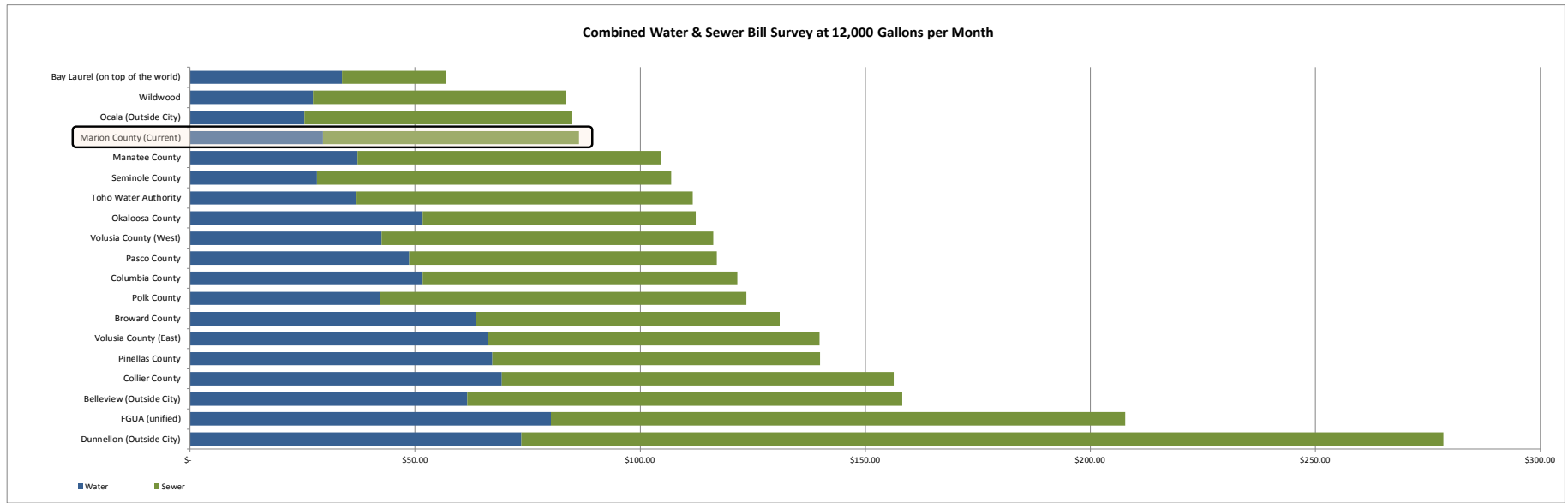


	FGUA (unified)	Dunnellon (Outside City)	Collier County	Belleview (Outside City)	Polk County	Columbia County	Volusia County (East)	Marion County (Current)	Volusia County (West)	Pinellas County	Seminole County	Okaloosa County	Broward County	Manatee County	Pasco County	Ocala (Outside City)	Bay Laurel (on top of the world)	Wildwood	Toho Water Authority
Water \$	34.76	29.14	32.83	29.94	17.66	28.12	28.92	17.51	21.68	26.84	17.76	21.02	20.98	17.17	18.63	14.43	18.30	12.77	9.84
Sewer \$	59.33	56.06	50.61	51.60	62.06	51.59	38.48	45.49	38.48	33.28	40.30	36.72	36.34	39.44	37.74	37.94	23.00	27.67	28.30
Total \$	94.09	85.20	83.44	81.54	79.72	79.71	67.40	63.00	60.16	60.12	58.06	57.74	57.31	56.61	56.37	52.37	41.30	40.44	38.14

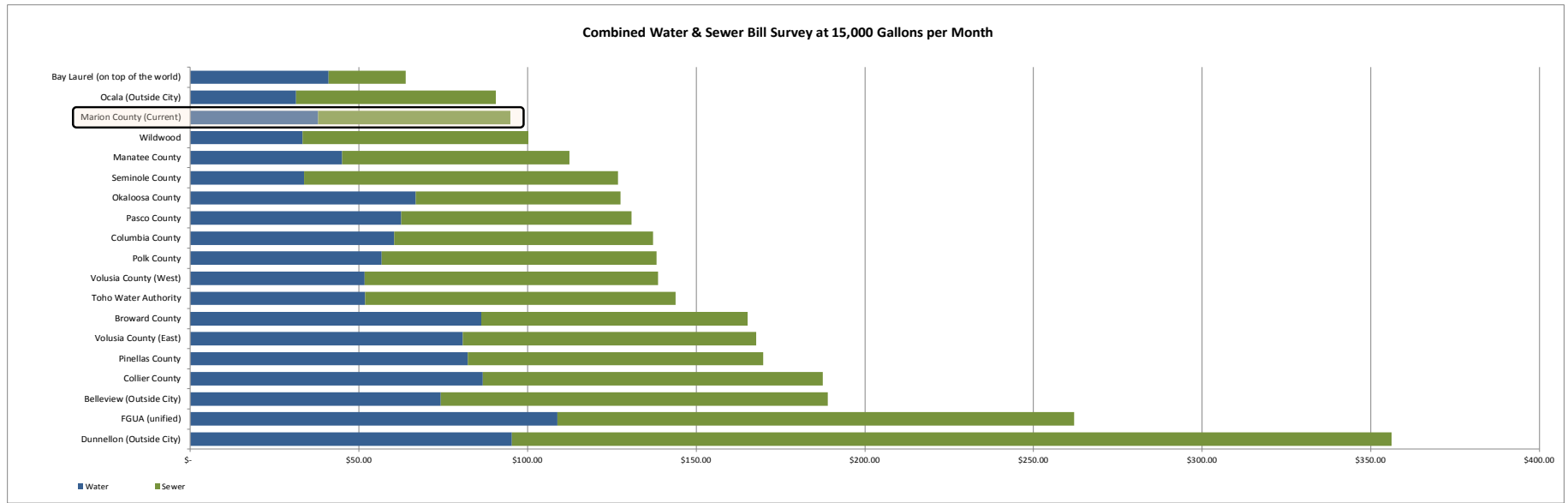


	Dunnellon (Outside City)	FGUA (unified)	Collier County	Bellevue (Outside City)	Polk County	Columbia County	Volusia County (East)	Pinellas County	Pasco County	Volusia County (West)	Broward County	Okaloosa County	Marion County (Current)	Manatee County	Seminole County	Ocala (Outside City)	Toho Water Authority	Wildwood	Bay Laurel (on top of the world)
Water \$	44.11	48.38	44.50	40.50	25.01	36.94	42.20	41.96	27.66	28.79	32.50	31.25	21.49	24.02	21.12	18.14	17.79	17.37	22.38
Sewer \$	111.89	84.92	64.29	66.42	81.50	58.46	51.71	48.10	53.04	51.71	47.92	48.69	56.97	53.39	54.70	49.15	45.67	38.38	23.00
Total \$	156.00	133.30	108.79	106.92	106.51	95.40	93.91	90.06	80.70	80.50	80.41	79.94	78.46	77.41	75.82	67.30	63.46	55.75	45.38

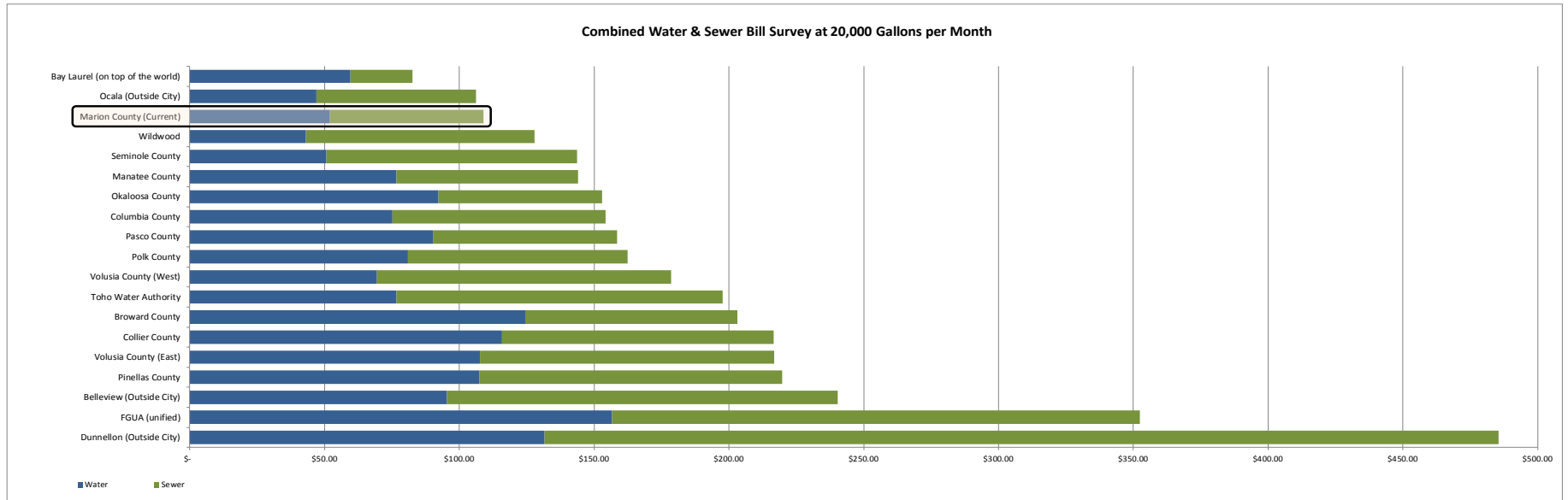




	Dunnellon (Outside City)	FGUA (unified)	Belleview (Outside City)	Collier County	Pinellas County	Volusia County (East)	Broward County	Polk County	Columbia County	Pasco County	Volusia County (West)	Okaloosa County	Toho Water Authority	Seminole County	Manatee County	Marion County (Current)	Ocala (Outside City)	Wildwood	Bay Laurel (on top of the world)
Water \$	73.58	80.18	61.60	69.28	67.16	66.12	63.70	42.08	51.64	48.69	42.51	51.64	37.02	28.18	37.17	29.49	25.40	27.27	33.77
Sewer \$	204.94	127.57	96.62	87.09	72.80	73.76	67.22	81.50	69.91	68.34	73.76	60.66	74.62	78.70	67.34	56.97	59.33	56.23	23.00
<b>Total \$</b>	<b>278.52</b>	<b>207.75</b>	<b>158.22</b>	<b>156.37</b>	<b>139.96</b>	<b>139.88</b>	<b>130.91</b>	<b>123.58</b>	<b>121.55</b>	<b>117.03</b>	<b>116.27</b>	<b>112.30</b>	<b>111.64</b>	<b>106.88</b>	<b>104.51</b>	<b>86.46</b>	<b>84.73</b>	<b>83.50</b>	<b>56.77</b>



	Dunnellon (Outside City)	FGUA (unified)	Belleview (Outside City)	Collier County	Pinellas County	Volusia County (East)	Broward County	Toho Water Authority	Volusia County (West)	Polk County	Columbia County	Pasco County	Okaloosa County	Seminole County	Manatee County	Wildwood	Marion County (Current)	Ocala (Outside City)	Bay Laurel (on top of the world)
Water \$	95.33	108.86	74.26	86.74	82.28	80.76	86.41	51.87	51.66	56.66	60.46	62.46	66.88	33.73	45.06	33.21	37.92	31.26	40.91
Sewer \$	260.77	153.16	114.74	100.77	87.62	86.99	78.80	91.99	86.99	81.50	76.78	68.34	60.66	93.10	67.34	66.94	56.97	59.33	23.00
Total \$	356.10	262.02	189.00	187.51	169.90	167.75	165.20	143.86	138.65	138.16	137.24	130.80	127.54	126.83	112.40	100.15	94.89	90.59	63.91



	Dunnellon (Outside City)	FGUA (unified)	Belleview (Outside City)	Pinellas County	Volusia County (East)	Collier County	Broward County	Toho Water Authority	Volusia County (West)	Polk County	Pasco County	Columbia County	Okealoosa County	Manatee County	Seminole County	Wildwood	Marion County (Current)	Ocala (Outside City)	Bay Laurel (on top of the world)
Water \$	131.58	156.66	95.36	107.48	107.71	115.84	124.26	76.62	69.41	80.96	90.11	75.16	92.28	76.66	50.58	43.11	51.97	46.88	59.61
Sewer \$	353.82	195.81	144.94	112.32	109.04	100.77	78.80	120.94	109.04	81.50	68.34	79.07	60.66	67.34	93.10	84.79	56.97	59.33	23.00
Total \$	485.40	352.47	240.30	219.80	216.75	216.61	203.05	197.56	178.45	162.46	158.45	154.23	152.94	144.00	143.68	127.90	108.94	106.22	82.61